Hector Kobbekaduwa Agrarian Research and Training Institute
Data Management Division
(Wholesale Prices of Rice & Subsidiary Food Crops)

2026.08.13

Item	Pettah				Marandagahamula			
	Range	Average		Change *	Range	Average		Change *
	2026.08.13	2026.08.13	2026.08.12		2026.08.13	2026.08.13	2026.08.12	
Rice (Rs/kg)								
Samba 1	225.00 - 230.00	228.00	228.00		280.00 - 285.00	282.67	283.33	-0.66
Samba 2	220.00 - 222.00	221.33	221.33		222.00 - 240.00	231.60	230.60	1.00
Keeri Samba	250.00 - 320.00	282.00	282.00		265.00 - 330.00	294.00	298.60	-4.60
Nadu 1	195.00 - 200.00	198.00	198.00		227.00 - 228.00	227.33	227.33	
Nadu 2	190.00 - 192.00	191.00	191.00		181.00 - 200.00	188.80	188.00	0.80
Raw red	160.00 - 175.00	167.00	166.00	1.00	170.00 - 180.00	175.40	176.20	-0.80
Raw White	180.00 - 190.00	184.00	184.00		172.00 - 190.00	182.80	181.40	1.40
Imported Rice								
Ponne Samba	220.00 - 225.00	222.50	222.50		-			
Nadu	-				-			
Raw White	-				-			
Raw red								
Subsidiary Food Crops								
Dried Chillies (Rs/Kg)								
Imported	1050.00 - 1250.00	1112.50	1100.00	12.50				
Local								
Onion (Rs/Kg)								
Sinnan	-							
Vedalan	300.00 - 320.00	310.00	275.00	35.00				
Imported	200.00 - 250.00	220.00	220.00					
Big Onion								
Imported	200.00 - 220.00	210.00	210.00					
Local	-							
Potatoes (Rs/Kg)								
Welimada	-							
Nuwaraeliya	320.00 - 340.00	330.00	332.00	-2.00				
Imported	130.00 - 160.00	150.00	161.00	-11.00				
Pulses (Rs/Kg)								
Green Gram	700.00 - 750.00	734.00	734.00					
Cowpea	650.00 - 700.00	675.00	675.00					
Red Dhal	220.00 - 235.00	229.00	229.00					
Consumption Item(Rs/Kg)								
Sugar(White)	218.00 - 225.00	221.50	222.50	-1.00				
Wheat Flour	150.00 - 175.00	162.50	162.50					
Eggs (Rs/Egg)								
Brown	42.00 - 43.00	42.50	42.50					
White	40.00 - 41.00	40.50	40.50					

Data Management Division
Hector Kobbekaduwa Agrarian
Research and Training Institute
P.O. Box 1522
Colombo.

Hector Kobbekaduwa Agrarian Research and Training Institute
Data Management Division

Variety	2026.08.13 Peliyagoda Market	2026.08.13 Kandy Market	2026.08.13 Dambulla Market	2026.08.12 Meegoda Market	2026.08.13 Norochchole Market	2026.08.13 Thambuththegama Market	2026.08.13 Keppetipola Market	2026.08.13 Nuwaraeliya Market	2026.08.13 Bandarawela Market	2026.08.12 Veyangoda Market
Up Country Vegetable										
Beans	400 - 500	500 - 550	400 - 480	540 - 580	-	460 - 500	500 - 550	520 - 560	500 - 530	540 - 580
Carrot	180 - 220	230 - 250	200 - 260	250 - 300	-	280 - 320	180 - 220	250 - 270	180 - 220	240 - 270
Leeks	200 - 220	200 - 220	160 - 200	190 - 230	-	200 - 230	150 - 170	160 - 180	170 - 180	180 - 220
Beet root	150 - 200	150 - 170	130 - 180	150 - 190	100 - 130	150 - 180	-	-	-	150 - 180
Beet root (N Eliya)	-	220 - 240	220 - 230	-	-	-	170 - 180	150 - 170	180 - 200	-
Knolkhol	80 - 120	100 - 120	80 - 120	130 150	-	-	120 - 130	130 - 140	110 - 120	100 - 120
Raddish	80 - 120	70 - 90	60 - 70	100 120	30 - 50	100 - 150	70 - 80	60 - 80	70 - 80	80 - 100
Cabbage (N'Eliya)	-	130 - 150	-	120 - 150	-	-	80 - 100	110 - 130	85 - 110	140 - 160
Cabbage (Kandy)	100 - 130	90 - 120	100 - 140	-	-	140 - 180	-	-	-	-
Tomato	400 - 430	330 - 350	300 - 350	320 - 360	-	300 - 350	350 - 380	330 - 360	330 - 360	330 - 360
Low country Vegetable										
Ladies Fingers	100 - 150	100 - 110	70 - 90	110 - 130	70 - 80	40 - 60	-	-	100 - 110	100 - 130
Brinjals	300 - 380	250 - 300	250 - 320	320 - 360	120 - 170	250 - 300	300 - 320	-	280 - 320	330 - 360
Capsicum	450 - 600	500 - 550	450 - 530	520 - 560	380 - 450	380 - 450	700 - 750	670 - 700	650 - 680	530 - 560
Pumpkin	150 - 160	150 - 170	130 - 150	150 - 170	-	130 - 150	150 - 160	-	150 - 160	150 - 170
Cucumber	80 - 100	90 - 100	50 - 70	80 - 100	30 - 50	40 - 50	70 - 100	-	90 - 100	80 - 100
Bitter Gourd	300 - 350	280 - 300	200 - 320	280 - 320	200 - 300	200 - 240	-	-	320 - 330	370 - 400
Snake Gourd	250 - 280	140 - 150	130 - 170	240 - 260	100 - 120	120 - 140	-	-	220 - 230	230 - 250
Drumstick	120 - 180	150 - 200	100 - 150	180 - 220	120 - 150	180 - 220	180 - 200	-	230 - 250	160 - 200
Luffa	120 - 160	200 220	150 - 180	180 - 230	100 - 150	120 - 150	-	-	160 - 180	220 - 250
Long Beans	200 - 300	250 - 280	180 - 250	250 - 300	240 - 250	150 - 200	-	-	230 - 260	250 - 280
Ash Plantains	120 - 150	120 - 150	100 - 130	120 - 140	80 - 100	90 - 110	-	-	120 - 140	130 - 150
Green Chillies	600 - 700	800 - 850	700 - 800	800 - 900	700 - 750	700 - 760	800 - 900	-	750 - 800	800 - 900
Lime	250 - 300	250 - 280	230 - 280	320 - 350	-	230 - 280	-	-	300 - 350	300 - 350
Sweet Potatoe	130 - 160	130 - 150	90 - 120	120 - 130	-	120 - 140	140 - 150	-	140 - 150	130 - 150
Manioc	100 - 130	100 - 110	120 - 130	110 - 120	-	100 - 120	110 - 120	-	-	120 - 140
Eggplant	250 - 280	250 - 270	240 - 280	240 - 280	150 - 200	130 - 180			260 - 270	240 - 260
Potato(Imported)	130 - 160	150 - 155	170 - 195	160 - 200	-	150 - 160	-	-	160 - 195	150 - 200
Potato (Welimada)	-		-	-	-	-	250 - 280	-	275 - 290	-
Potato (Nuwaraeliya)	320 - 340	330 - 340	260 - 270	330 - 335	-	-	-	280 - 290	-	320 - 340
B'Onion Imported	200 - 220	210 - 215	140 - 210	200 - 205	-	160 - 215	200 - 220	-	210 - 220	210 - 215
Big-onion Local	-	-	-	-	-	-	-	-	-	-
Banana										
Ambul(Rs/Kg)	170 - 220	130 - 150								-
Kolikuttu	380 - 420	380 - 400								-
Seeni	140 - 160	110 140								-
Anamalu (Rs/Fruits)	29 - 36	-								-
Papaya (Rs/Kg)	180 - 220	150 - 170								-
Passion Fruits(Rs/Fruit	40 - 50									-
Other Fruits (Rs/Fruit)										
Pineapple - Large	300 - 350									
- Medium	230 - 270									-
- Small	180 - 210									-
Mango - Betti	-									
- Karathakol	400 - 500									-
Woodapple	60 - 80									-
Avocado	100 - 170									-
Orange	50 - 70									-

Data Management Division
Hector Kobbekaduwa Agrarian
Research and Training Institute
P.O. Box 1522

හෙක්ටර් කොබ්බෑකඩුව ගොවිකටයුතු පර්යේෂණ හා පුහුණු කිරීමේ ආයතනය

Hector Kobbekaduwa Agrarian Research and Training Institute

දත්ත කළමනාකරණ අංශය

තොග මිල ගණන් (කිලෝවකට රුපියල්)

Wholesale Prices (Rs/Kg)

වර්ගය	2026.08.13 පැලියගොඩ වෙළඳපොළ	2026.08.13 මහනුවර වෙළඳපොළ	2026.08.13 දඹුල්ල වෙළඳපොළ	2026.08.12 මීගොඩ වෙළඳපොළ	2026.08.13 නොරොච්චෝලේ වෙළඳපොළ	2026.08.13 තඹුත්තේගම වෙළඳපොළ	2026.08.13 කැප්පෙට්පොළ වෙළඳපොළ	2026.08.13 නුවරඑළිය වෙළඳපොළ	2026.08.13 බණ්ඩාරවෙල වෙළඳපොළ	2026.08.12 වේයන්ගොඩ වෙළඳපොළ
උඩරට එළවළු										
බෝංචි	400 - 500	500 - 550	400 - 480	540 - 580	-	460 - 500	500 - 550	520 - 560	500 - 530	540 - 580
කැරට්	180 - 220	230 - 250	200 - 260	250 - 300	-	280 - 320	180 - 220	250 - 270	180 - 220	240 - 270
ලීක්ස්	200 - 220	200 - 220	160 - 200	190 - 230	-	200 - 230	150 - 170	160 - 180	170 - 180	180 - 220
බීට්රූට්	150 - 200	150 - 170	130 - 180	150 - 190	100 - 130	150 - 180	-	-	-	150 - 180
බීට්රූට් (නුවරඑළිය)	-	220 - 240	220 - 230	-	-	-	170 - 180	150 - 170	180 - 200	-
නෝකෝල්	80 - 120	100 - 120	80 - 120	130 150	-	-	120 - 130	130 - 140	110 - 120	100 - 120
රාබු	80 - 120	70 - 90	60 - 70	100 120	30 - 50	100 - 150	70 - 80	60 - 80	70 - 80	80 - 100
ගෝවා (නුවරඑළිය)	-	130 - 150	-	120 - 150	-	-	80 - 100	110 - 130	85 - 110	140 - 160
ගෝවා (නුවර)	100 - 130	90 - 120	100 - 140	-	-	140 - 180	-	-	-	-
තක්කාලි	400 - 430	330 - 350	300 - 350	320 - 360	-	300 - 350	350 - 380	330 - 360	330 - 360	330 - 360
පහතරට එළවළු										
බණ්ඩක්කා	100 - 150	100 - 110	70 - 90	110 - 130	70 - 80	40 - 60	-	-	100 - 110	100 - 130
වම්බටු	300 - 380	250 - 300	250 - 320	320 - 360	120 - 170	250 - 300	300 - 320	-	280 - 320	330 - 360
මාළු මිරිස්	450 - 600	500 - 550	450 - 530	520 - 560	380 - 450	380 - 450	700 - 750	670 - 700	650 - 680	530 - 560
වට්ටක්කා	150 - 160	150 - 170	130 - 150	150 - 170	-	130 - 150	150 - 160	-	150 - 160	150 - 170
පිපිඤ්ඤා	80 - 100	90 - 100	50 - 70	80 - 100	30 - 50	40 - 50	70 - 100	-	90 - 100	80 - 100
කරවිල	300 - 350	280 - 300	200 - 320	280 - 320	200 - 300	200 - 240	-	-	320 - 330	370 - 400
පතෝල	250 - 280	140 - 150	130 - 170	240 - 260	100 - 120	120 - 140	-	-	220 - 230	230 - 250
මුරුංගා	120 - 180	150 - 200	100 - 150	180 - 220	120 - 150	180 - 220	180 - 200	-	230 - 250	160 - 200
වැටකොළු	120 - 160	200 220	150 - 180	180 - 230	100 - 150	120 - 150	-	-	160 - 180	220 - 250
මෑකරල්	200 - 300	250 - 280	180 - 250	250 - 300	240 - 250	150 - 200	-	-	230 - 260	250 - 280
අළු කෙසෙල්	120 - 150	120 - 150	100 - 130	120 - 140	80 - 100	90 - 110	-	-	120 - 140	130 - 150
අමු මිරිස්	600 - 700	800 - 850	700 - 800	800 - 900	700 - 750	700 - 760	800 - 900	-	750 - 800	800 - 900
දෙහි	250 - 300	250 - 280	230 - 280	320 - 350	-	230 - 280	-	-	300 - 350	300 - 350
බතල	130 - 160	130 - 150	90 - 120	120 - 130	-	120 - 140	140 - 150	-	140 - 150	130 - 150
මඤ්ඤොක්කා	100 - 130	100 - 110	120 - 130	110 - 120	-	100 - 120	110 - 120	-	-	120 - 140
එළබටු	250 - 280	250 - 270	240 - 280	240 - 280	150 - 200	130 - 180			260 - 270	240 - 260
අර්තාපල් (ආනයනික)	130 - 160	150 - 155	170 - 195	160 - 200	-	150 - 160	-	-	160 - 195	150 - 200
අර්තාපල් (වැලිමඩ)	-		-	-	-	-	250 - 280	-	275 - 290	-
අර්තාපල් (නුවරඑළිය)	320 - 340	330 - 340	260 - 270	330 - 335	-	-	-	280 - 290	-	320 - 340
ලොකුඵැණු (ආනයනික)	200 - 220	210 - 215	140 - 210	200 - 205	-	160 - 215	200 - 220	-	210 - 220	210 - 215
ලොකුඵැණු දේශීය	-	-	-	-	-	-	-	-	-	-
කෙසෙල්										
ඇඹුල් (කිලෝවකට)	170 - 220	130 - 150								-
කෝලිකුට්ටු (කිලෝවකට)	380 - 420	380 - 400								-
සීනි (කිලෝවකට)	140 - 160	110 140								-
ආනමාළු (එකකට රු.)	29 - 36	-								-
ගස්ලබු (කිලෝවකට))	180 - 220	150 - 170								-
වැල්දොඩම් (එකකට රු.)	40 - 50									-
පළතුරු (එකකට රු.)										
අන්නාස -ලොකු ප්‍රමාණය	300 - 350									
- මධ්‍යම ප්‍රමාණය	230 - 270									-
- කුඩා ප්‍රමාණය	180 - 210									-
අඹ - බෙට්ටි	-									
-කර්තකොලොම්බන්	400 - 500									-
දිවුල්	60 - 80									-
අලිපේර	100 - 170									-
දොඩම්	50 - 70									-

Note:
Usually, the price collection for Veyangoda and Meegoda wholesale markets is done the previous day between 6.00 pm and 8.30 pm, and for all other wholesale markets, the price collection is done between 7.00 am and 2.00 pm.

Data Management Division
Hector Kobbekaduwa Agrarian Research and Training Institute
P.O. Box 1522
Colombo.

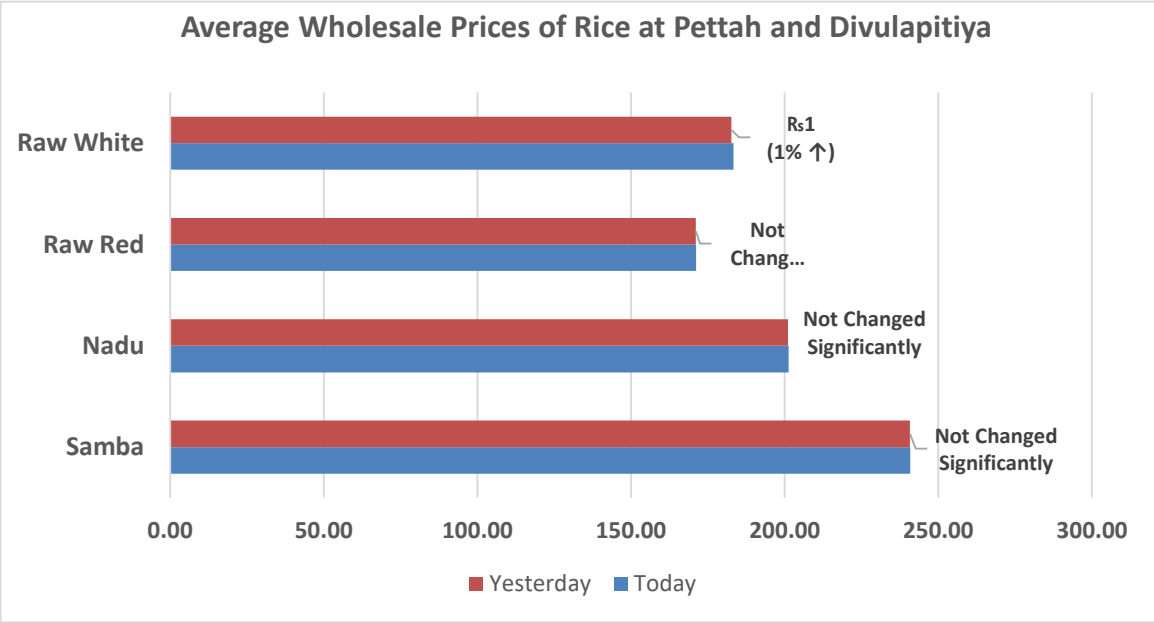
Average Wholesale Prices of Rice at Pettah and Divulapitiya
Raw White
Raw Red
Nadu
Samba
Rs1
(1% ↑)
Not
Chang...
Not Changed
Significantly
Not Changed
Significantly
0.00
50.00
100.00
150.00
200.00
250.00
300.00
Yesterday
Today

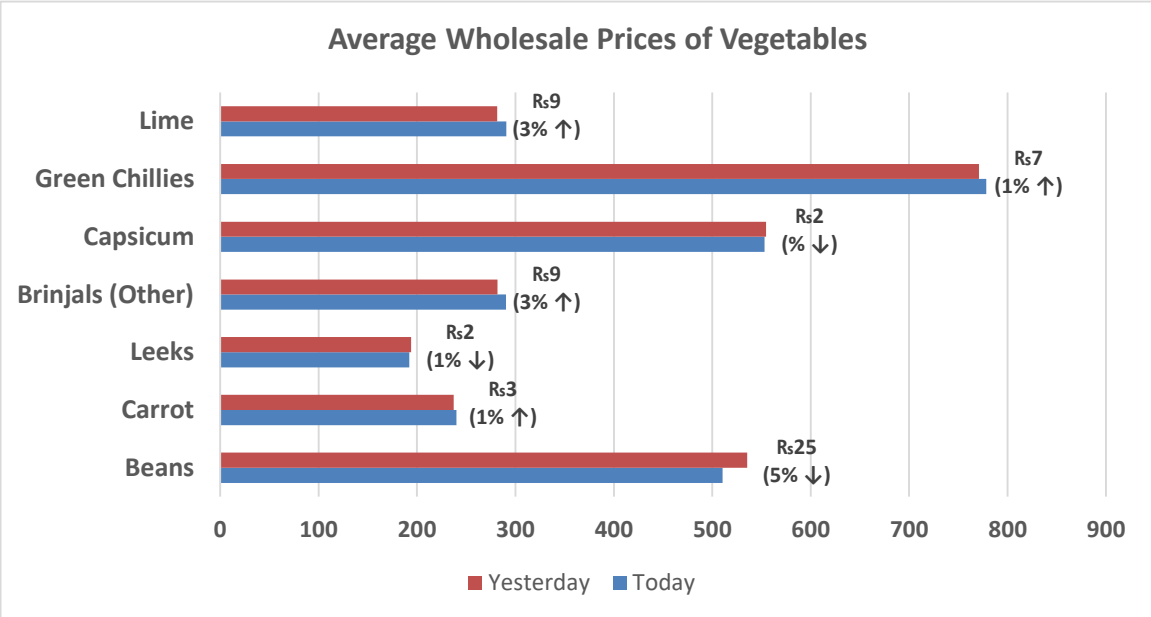
Average Wholesale Prices of Vegetables
Lime
Green Chillies
Capsicum
Brinjals (Other)
Leeks
Carrot
Beans
Rs9
(3% ↑)
Rs7
(1% ↑)
Rs2
(% ↓)
Rs9
(3% ↑)
Rs2
(1% ↓)
Rs3
(1% ↑)
Rs25
(5% ↓)
0
100
200
300
400
500
600
700
800
900
Yesterday
Today

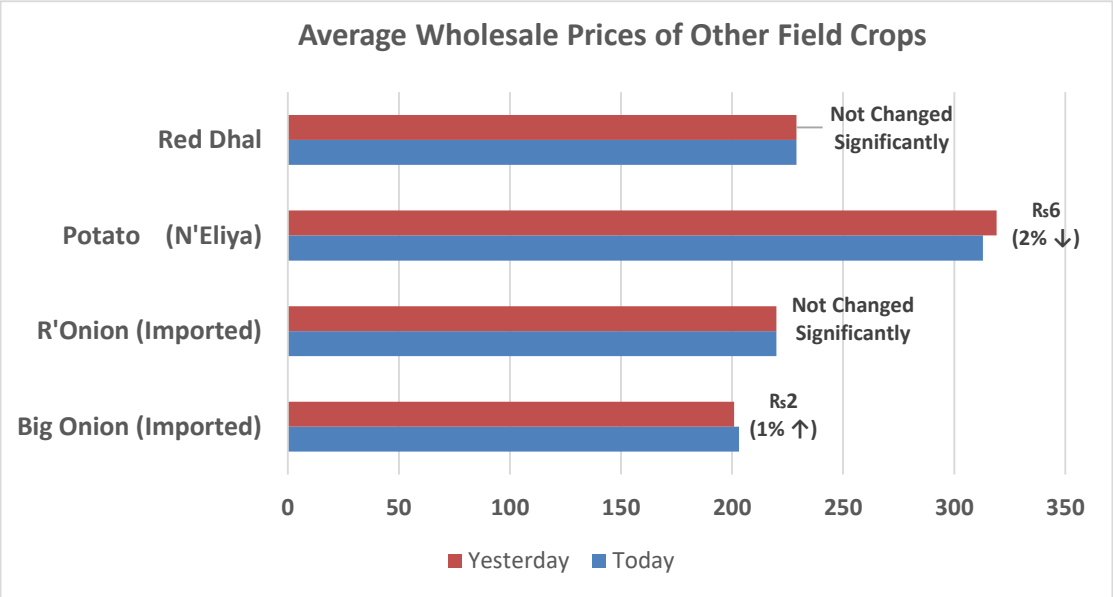
Average Wholesale Prices of Other Field Crops
Red Dhal
Potato (N'Eliya)
R'Onion (Imported)
Big Onion (Imported)
Not Changed Significantly
Rs6 (2% ↓)
Not Changed Significantly
Rs2 (1% ↑)
0
50
100
150
200
250
300
350
Yesterday
Today

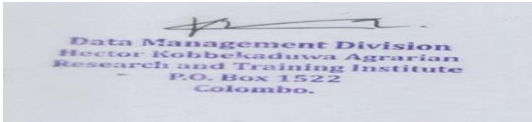
Data Management Division
Hector Kobbekaduwa Agrarian
Research and Training Institute
P.O. Box 1522
Colombo.